REV.	DESCRIPTION	DRAWN	CHECKED	APPROVED
A	NEW RELEASE	DGQ 06/14/11'		

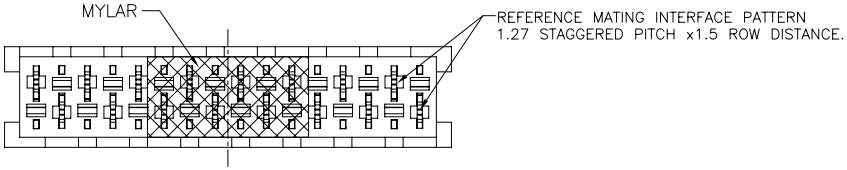

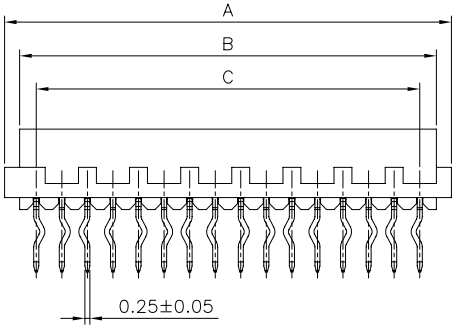

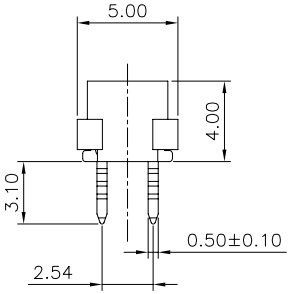

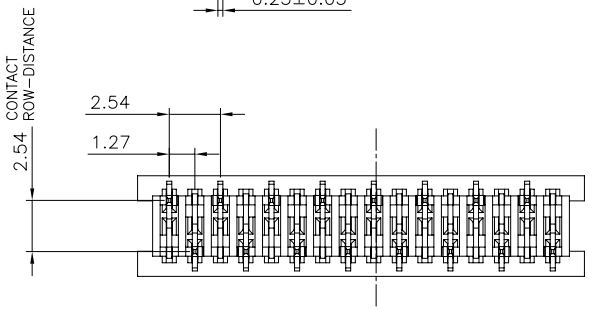

NOTES:

1. MATERIAL
   1.1 INSULATOR:PBT(UL 94V-0).
   1.2 CONTACT: 0.25t COPPER ALLOY.
2. SPECIFICATION
   2.1 TEMPERATURE RANGE:-40~105°C.
   2.2 CONTACT RESISTANCE:30mΩ max.
   2.3 INSULATION RESISTANCE:1000MΩ min.
   2.4 DIELECTRIC WITHSTANDING VOLTAGE:AC 500V PER MINUTE.
3. PRODUCT NUMBER CODE:
   DS1015-04 - X X X X X
   - PACKING TYPE
     T: TRAY
   - MYLAR SUPPORT
     X: W/O MYLAR
   - CONTACT PLATING
     6: FULL MATT TIN
   - HOUSING COLOR
     R: RED
   - No. OF CONTACTS
     04 06 08 10 12 14 16 18 20 22 24

POSITIONS	DIM A	DIM B	DIM C
4	6.96	5.46	3.81
6	9.50	8.00	6.35
8	12.04	10.54	8.89
10	14.58	13.08	11.43
12	17.12	15.62	13.97
14	19.66	18.16	16.51
16	22.20	20.70	19.05
18	24.74	23.24	21.59
20	27.28	25.78	24.13
22	29.82	28.32	26.67
24	32.36	30.86	29.21

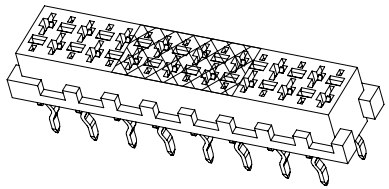

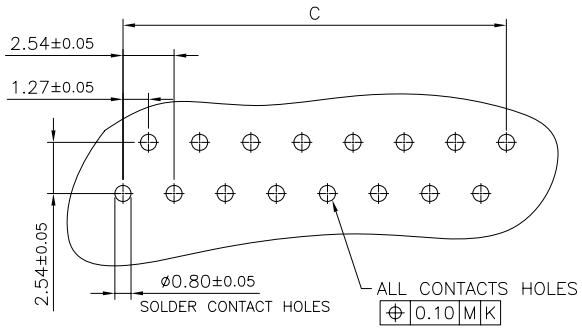

RECOMMEND PCB LAYOUT
(COMPONENT SIDE OF BOARD SHOWN)

GENERAL TOLERANCE		ANGLE TOLERANCE	
X.	±0.60	X.	±5°
.X	±0.38	.X	±3°
.XX	±0.25	.XX	±2°

DRAWING TYPE	CUSTOMER		
SCALE	1:1	SHEET	1 OF 1
DRAWING NO.	C-DS1015-04-XXXX-A		

PROJECTION		TITLE	MICRO MATCH FEMALE VERTICAL THROUGH HOLE TYPE
UNITS	mm		
SHEET SIZE	A4	SERIES	DS1015-04 SERIES

晨翔电子有限公司
CONNFLY ELECTRONIC CO. LTD