



PRODUKTINFORMATION

Vi reserverar oss mot fel samt förbehåller oss rätten till ändringar utan föregående meddelande

ELFA artikelnr

58-777-17 Bead på tråd 3,5x3,3 4S2

58-777-25 Bead på tråd 3,5x6 4S2

58-777-33 Bead på tråd 3,5x8,9 4S2

DATA SHEET

EMI-suppression beads on wire **Soft Ferrites**

Product specification
Supersedes data of November 1997
File under Ferrite Ceramics, MA01

2000 Apr 20

Soft Ferrites

EMI-suppression beads on wire

BEADS ON WIRE FOR EMI-SUPPRESSION

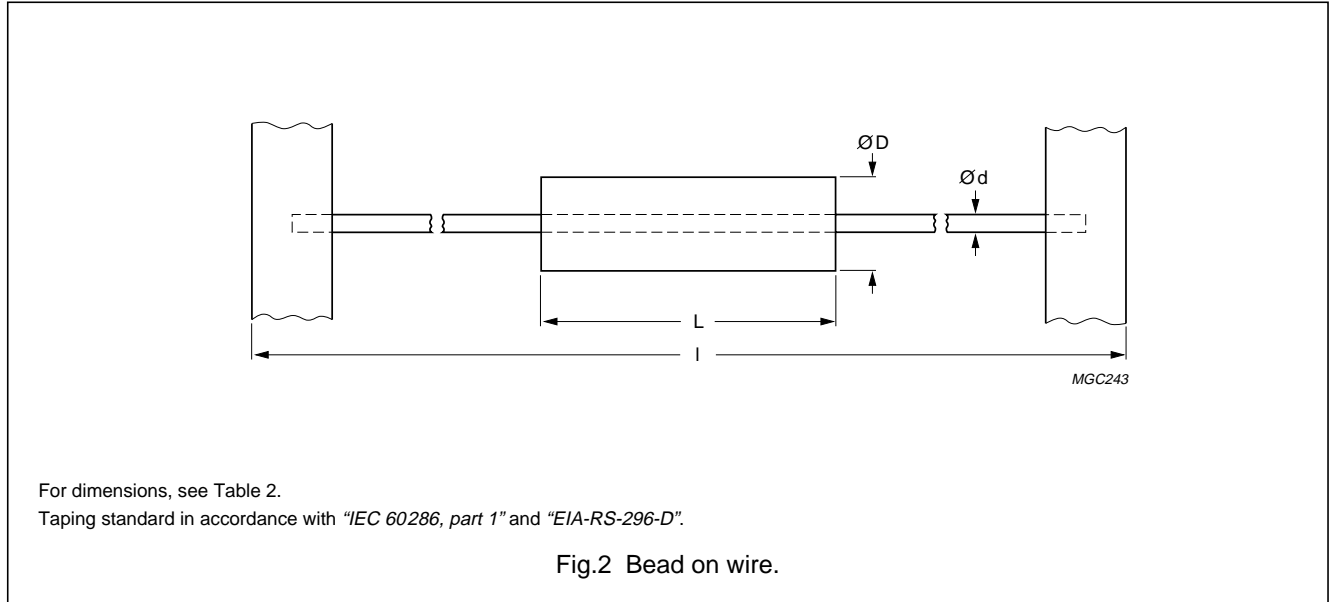


Table 2 Grades, parameters and type numbers; see Fig.2

GRADE	Z _{typ} (Ω) ⁽¹⁾							DIMENSIONS (mm)				TYPE NUMBER
	at frequency (MHz)							ØD	L	I	Ød	
	1	3	10	25	30	100	300					
4S2	4	13	24	–	36	58	65	3.5 ±0.2	3.5 –0.5	64.4	0.64	BDW3.5/3.5-4S2
	5	16	33	–	49	75	88	3.5 ±0.2	4.7 –0.5	64.4	0.64	BDW3.5/4.7-4S2
	–	–	–	54	–	82	–	3.5 ±0.25	5.25 ±0.25	64.4	0.64	BDW3.5/5.3-4S2
	6	21	44	–	66	100	119	3.5 ±0.2	6.0 ±0.25	64.4	0.64	BDW3.5/6-4S2
	8	25	49	–	74	110	131	3.5 ±0.2	6.7 ±0.25	64.4	0.64	BDW3.5/6.7-4S2
	9	28	55	–	84	131	150	3.5 ±0.2	7.6 ±0.35	64.4	0.64	BDW3.5/7.6-4S2
	10	33	65	–	98	146	175	3.5 ±0.2	8.9 ±0.35	64.4	0.64	BDW3.5/8.9-4S2
	–	–	–	96	–	150	–	3.5 ±0.25	9.5 ±0.3	64.4	0.64	BDW3.5/9.5-4S2
	–	–	–	117	–	180	–	3.5 ±0.25	11.4 ±0.4	64.4	0.64	BDW3.5/11-4S2
	–	–	–	143	–	220	–	3.5 ±0.25	13.8 ±0.5	64.4	0.64	BDW3.5/14-4S2

Note

1. Typical values at 100 MHz, |Z|_{min} is –20%.

Soft Ferrites

EMI-suppression beads on wire




DATA SHEET STATUS DEFINITIONS

DATA SHEET STATUS	PRODUCT STATUS	DEFINITIONS
Preliminary specification	Development	This data sheet contains preliminary data. Philips Components reserves the right to make changes at any time without notice in order to improve design and supply the best possible product.
Product specification	Production	This data sheet contains final specifications. Philips Components reserves the right to make changes at any time without notice in order to improve design and supply the best possible product.

DISCLAIMER

Life support applications — These products are not designed for use in life support appliances, devices, or systems where malfunction of these products can reasonably be expected to result in personal injury. Philips Components customers using or selling these products for use in such applications do so at their own risk and agree to fully indemnify Philips Components for any damages resulting from such application.

PRODUCT STATUS DEFINITIONS

STATUS	INDICATION	DEFINITION
Prototype		These are products that have been made as development samples for the purposes of technical evaluation only. The data for these types is provisional and is subject to change.
Design-in		These products are recommended for new designs.
Preferred		These products are recommended for use in current designs and are available via our sales channels.
Support		These products are not recommended for new designs and may not be available through all of our sales channels. Customers are advised to check for availability.

DATA SHEET

4S2 Material specification

Supersedes data of November 2000

2002 Feb 01

Material specification

4S2

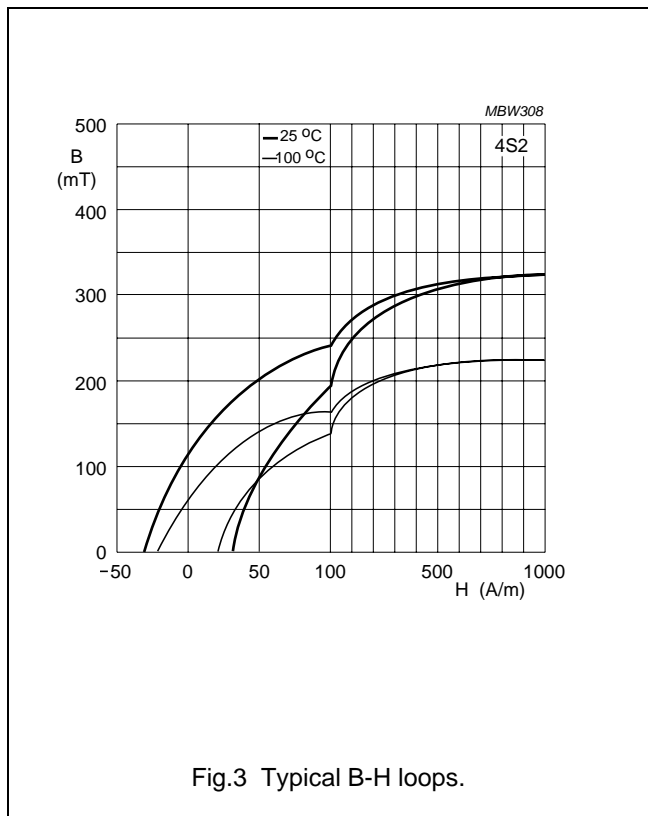
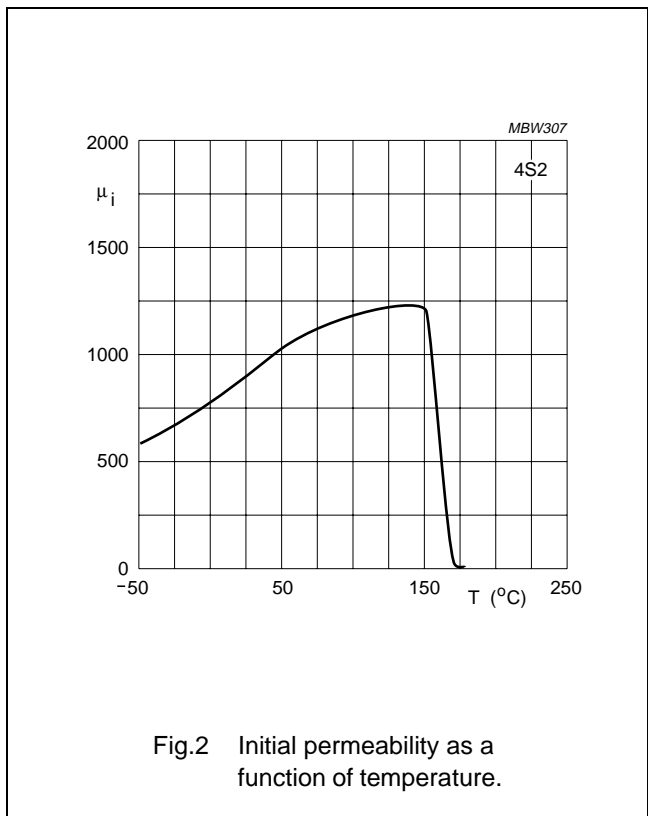
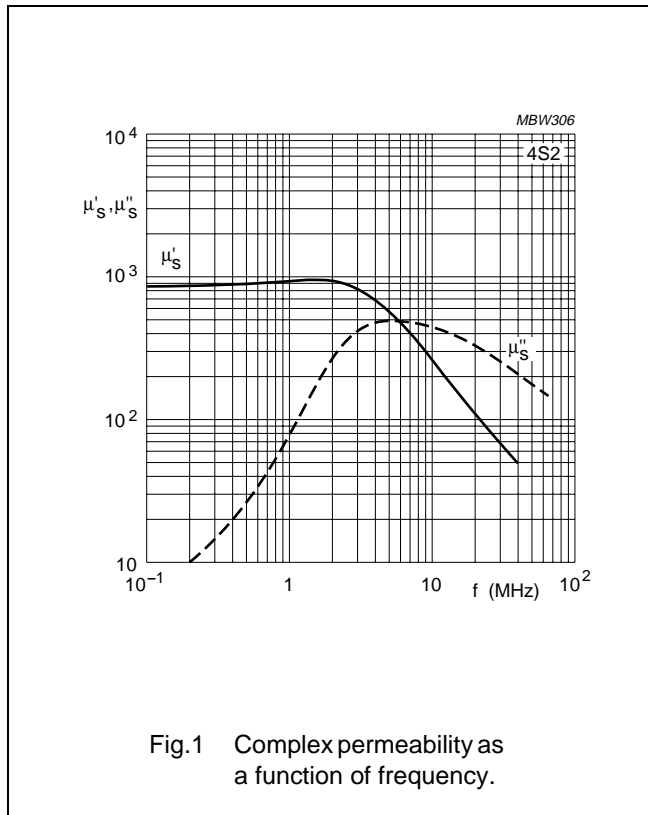
4S2 SPECIFICATIONS

Wideband EMI-suppression material specified on impedance and optimized for frequencies from 30 to 1000 MHz.

SYMBOL	CONDITIONS	VALUE	UNIT
μ_i	25 °C; ≤ 10 kHz; 0.1 mT	≈ 850	
B	25 °C; 10 kHz; 250 A/m 100 °C; 10 kHz; 250 A/m	≈ 270 ≈ 180	mT
$ Z ^{(1)}$	25 °C; 30 MHz 25 °C; 300 MHz	≥ 50 ≥ 90	Ω
ρ	DC; 25 °C	$\approx 10^5$	Ωm
T_C		≥ 125	°C
density		≈ 5000	kg/m^3

Note

1. Measured on a bead $\varnothing 5 \times \varnothing 2 \times 10$ mm.



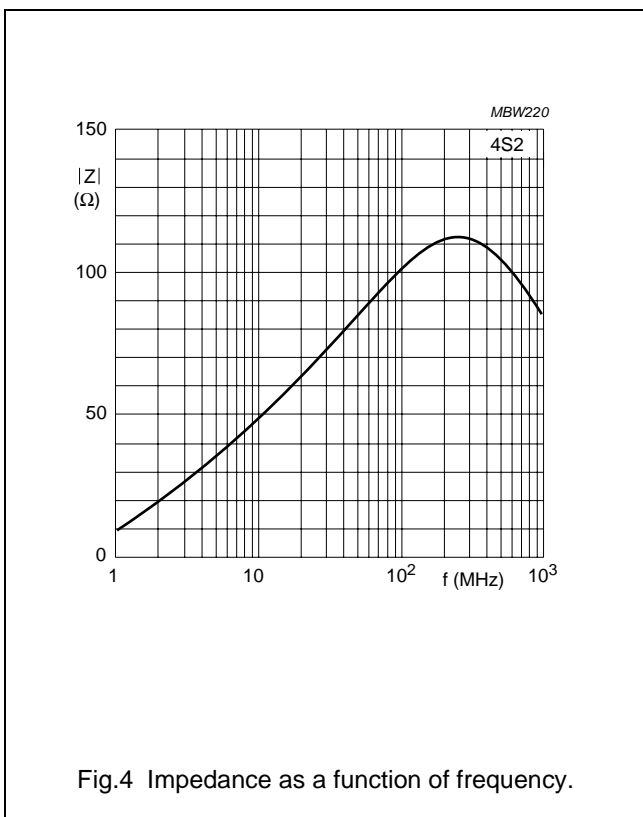


Fig.4 Impedance as a function of frequency.




DATA SHEET STATUS DEFINITIONS

DATA SHEET STATUS	PRODUCT STATUS	DEFINITIONS
Preliminary specification	Development	This data sheet contains preliminary data. Ferroxcube reserves the right to make changes at any time without notice in order to improve design and supply the best possible product.
Product specification	Production	This data sheet contains final specifications. Ferroxcube reserves the right to make changes at any time without notice in order to improve design and supply the best possible product.

DISCLAIMER

Life support applications — These products are not designed for use in life support appliances, devices, or systems where malfunction of these products can reasonably be expected to result in personal injury. Ferroxcube customers using or selling these products for use in such applications do so at their own risk and agree to fully indemnify Ferroxcube for any damages resulting from such application.

PRODUCT STATUS DEFINITIONS

STATUS	INDICATION	DEFINITION
Prototype		These are products that have been made as development samples for the purposes of technical evaluation only. The data for these types is provisional and is subject to change.
Design-in		These products are recommended for new designs.
Preferred		These products are recommended for use in current designs and are available via our sales channels.
Support		These products are not recommended for new designs and may not be available through all of our sales channels. Customers are advised to check for availability.