REV.	DESCRIPTION	DRAWN	CHECKED	APPROVED
A	NEW RELEASE	LJH 09/28/05'	~	LJC 09/28/05'
B	ADD W/ Kink Figure	LL 11/04/06'	~	LJC 11/04/06'
C	ADD P/N Code	LJC 12/10/13'		

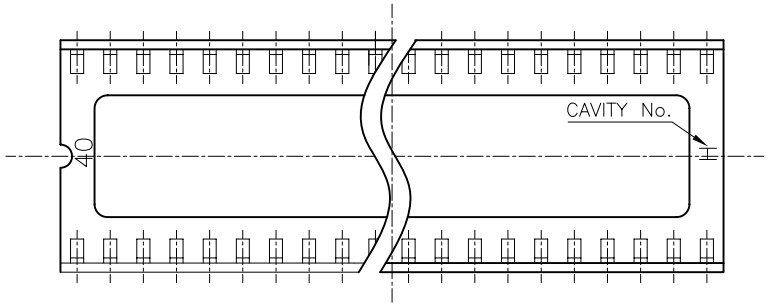

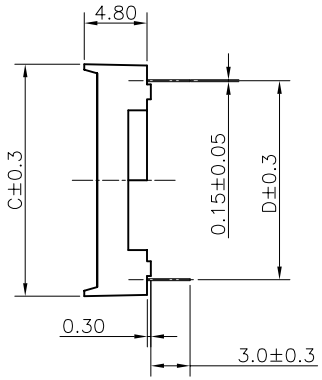

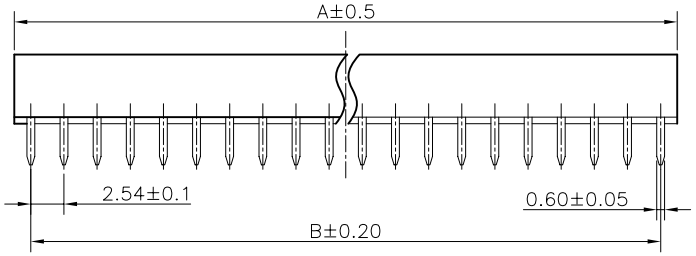

Position	Dimension			
	A	B	C	D
06	7.62	5.08	10.16	7.62
08	10.16	7.62	10.16	7.62
14	17.78	15.24	10.16	7.62
16	20.32	17.78	10.16	7.62
18	22.86	20.32	10.16	7.62
20	25.40	22.86	10.16	7.62
24	30.48	27.94	10.16	7.62
24	30.48	27.94	17.78	15.24
28	35.56	33.02	10.16	7.62
28	35.56	33.02	17.78	15.24
32	40.64	38.10	17.78	15.24
40	50.80	48.26	17.78	15.24
42	53.34	51.00	17.78	15.24

NOTES:

1. ELECTRICAL CHARACTERISTICS:
   - 1.1 CONTACT RESISTANCE: 20mΩ Max.
   - 1.2 DIELECTRIC WITHSTANDING VOLTAGE: 500V AC(rms) FOR 1 MINUTE.
   - 1.3 INSULATION RESISTANCE: 1000MΩ Min.
2. ENVIRONMENT CHARACTERISTICS:
   - 2.1 TEMPERATURE: −20°C~+105°C.
3. PRODUCT NUMBER CODE:

DS1009 − X X X X X − X X X

- Packing Type(Box): Ⓒ
  - 2: 2 inner box/outer box
  - 4: 4 inner box/outer box
  - 6: 6 inner box/outer box
- Product Packing Type: Ⓒ
  - A: Tube + Plastic Nail
  - B: Tube + Rubber
  - C: Foam Board
- Housing Material: Ⓒ
  - 0: PBT UL94 V−0
  - 2: PBT UL94 HB
- Central support
  - S: W/ central support
  - X: W/O centralsupport
- Width(DIM D)
  - N: 7.62mm(06~28p)
  - W: 15.24mm(24~482p)
- Contact plating
  - T1: Tin
- Contact type
  - A: W/O kink
  - B: W/ kink
- No.OF CONTACTS
  - 06 08 14 16 18 20 24 28 32 40 42

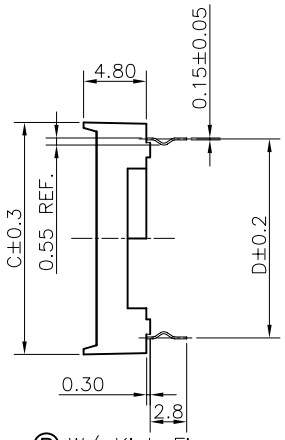

Ⓑ W/ Kink Figure

GENERAL TOLERANCE		ANGLE TOLERANCE	
X.	±0.60	X.	±5°
.X	±0.38	.X	±3°
.XX	±0.25	.XX	±2°

DRAWING TYPE	CUSTOMER		
SCALE	1:1	SHEET	1OF1
DRAWING NO.	C−DS1009−XXXXX−XXX−C		

PROJECTION		TITLE	2.54mm IC SOCKET Stamping Type
UNITS	mm		
SHEET SIZE	A4	SERIES	DS1009 SERIES

晨翔电子有限公司

CONNFLY® CONNFLY ELECTRONIC CO., LTD