


# Datasheet Filter Cap SF2

For Humidity and Temperature Sensor SHT2x

- Protection against dust and particles
- Protection against water immersion
- Designed to match on SHT2x DFN type sensors
- Optimized for response time of sensor

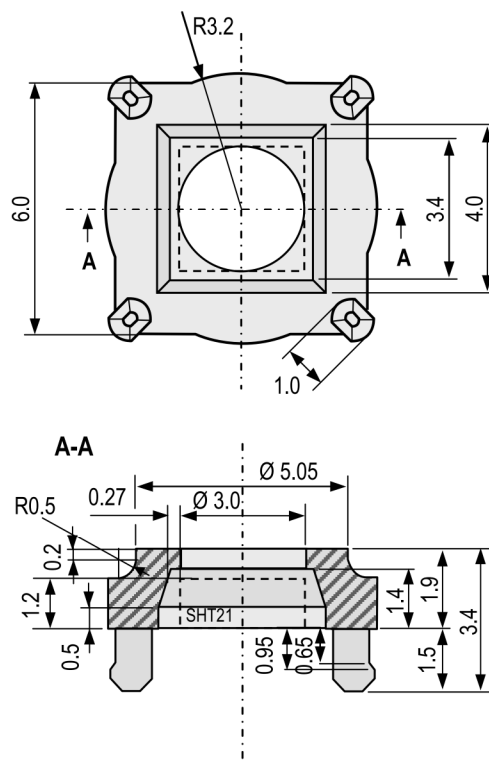


## Product Summary

The Filter Cap SF2 protects SHT2x humidity and temperature sensors against dust, water immersion as well as against contamination by particles. The cavity inside is made such that the volume between membrane and sensor is kept minimal and hence the impact on response time for humidity measurements is reduced to a minimum. The Filter Cap SF2 is available in black color with a white filter membrane.

The Filter Cap SF2 is made of a single piece of Polybutylene Terephthalate (PBT) with a filter membrane welded on it. The SF2 Filter Cap is designed to be mounted after soldering by clipping the four pins into openings in the PCB. Together with the sensor it provides a compact entity which may serve as an adaptor to the device housing. Adding adhesive for seal to PCB and using an o-ring it serves for a waterproof mounting solution.

## Dimensions



**Figure 1:** Drawing of the Filter Cap SF2 (body only). Dimensions are given in mm (1mm = 0.039inch), tolerances are  $\pm 0.1$ mm. Add 0.15 to total height due to the filter membrane. The cavity inside the cap fits to SHT2x sensors. Additional space for solder joints are left open around the sensor.

## Technical Specifications

Parameter	Value
Operating Range	-40 ... 125°C
IP <sup>1</sup>	IP67
RoHS	Compliant
Body material	Polybutylene Terephthalate (PBT)
Body Color	Black
UL94 (Body material only)	UL94 V-0 (0.73mm)
Filter material	PTFE with polyester scrim
Filter Color	Black
Filter Thickness	0.13 mm
Filter pore size	1.5 $\mu$ m
Filtration efficiency <sup>2</sup>	99.99%
Oleophobic Rating (Filter) <sup>3</sup>	8
Mullen Hydrostatic	>100mbar (>1m water)

<sup>1</sup> IP67: dust tight, protected against harmful water immersion up to 1m water column. (<http://en.wikipedia.org/wiki/IP67>) .

To achieve IP67 at the connections between the housing or the PCB and the SF2 is up to the customer.

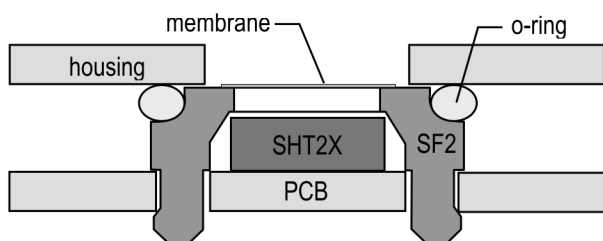
<sup>2</sup> 0.1  $\mu$ m particles at 0.05m/s air flow.

<sup>3</sup> Repellence of oil and hydrocarbons according to AATCC 118-1992 standard. Rating goes from 0 – 8 while 8 is most repellent.

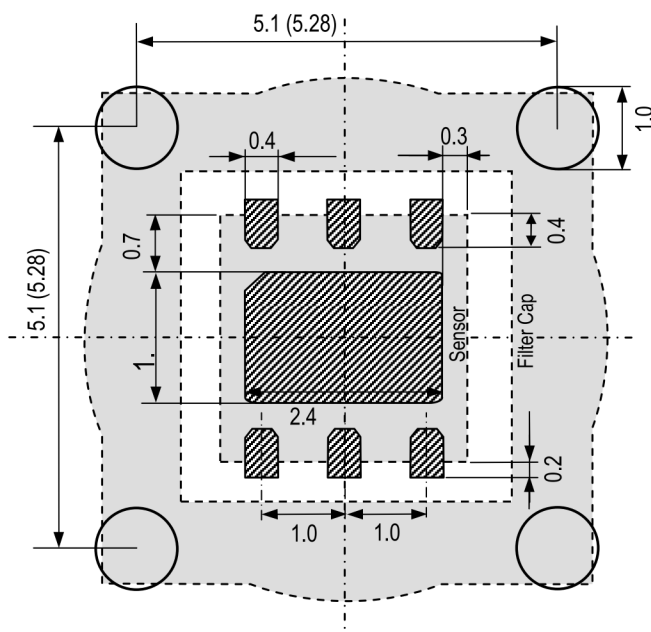
## User's Guide Filter Cap SF2

### Mounting Instruction

The Filter Cap SF2 is mounted to the PCB after soldering the SHT2x sensor by clipping the four pins into the openings in the PCB. The Filter Cap may be fixed by adhesive or by the force of the pins itself – compare Figure 2. By choosing different distances between the openings the SF2 either clips itself on the PCB by mechanical force or the pins can be used for positioning only – compare Figure 3. The recommended PCB thickness is  $\geq 0.8\text{mm}$ .



**Figure 2:** Side view of SF2 Filter Cap mounted between PCB and housing wall. Volume below membrane is kept minimal.



**Figure 3:** PCB layout of SHT2x and Filter Cap SF2. Dimensions are given in mm (1mm = 0.039 inch). The distance of the openings is  $5.1\text{mm} \pm 0.05\text{mm}$  if the sensor should clip on the PCB and  $5.28\text{mm}$  if the pins are used for adjustment only. By varying the openings distance about  $\pm 0.05\text{mm}$  the clipping force may be adjusted.

### Measures for higher protection

For hermetic seal, adhesive must be added between Filter Cap and PCB. Such seal provides higher security against water leakage, condensation inside the housing, and corrosion of the soldering pads of the sensor. Apply the

adhesive on the PCB before mounting the Filter Cap. Make sure environment is well ventilated while adhesive is curing. A recommendation for respective adhesive is under evaluation.

If corrosion of the solder contacts is a potential problem then cover the solder joints well with adhesive.

### Mounting against housing wall

The Filter Cap SF2 not only protects against dust and water immersion, it also helps to mount the sensor to the housing wall. If mounted to a housing wall towards the outside, the sensor is perfectly exposed to the environment of which humidity and temperature shall be measured.

In order to protect the inside of the device housing against water immersion it is recommended to place an o-ring between Filter Cap and housing wall – compare Figure 2.

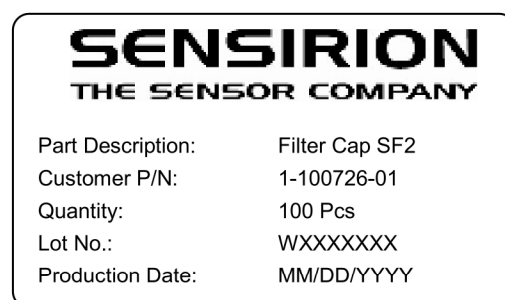
For such o-rings Sensirion recommends the following specifications:

- Inner diameter: 5mm
- Cross section: 1mm
- Material: NBR

Important: Please ensure that the air path to the measured volume is not blocked by another membrane. This may increase response time of the sensor dramatically.

### Labeling of the shipment

Each shipment is labeled with product and tracking information – compare Figure 4.



**Figure 4:** Label on shipment packaging: Customer P/N refers to the Sensirion product number, Lot No. refers to suppliers tracking information. Production Date is given as MM = month, DD = day, YYYY = year.

### Shipping Package

The SF2 are provided in trays of 100 pieces per tray.

## Revision History

Date	Version	Page(s)	Changes
March 2010	0.1	1 – 3	Preliminary Release (DBO)
April 2010	0.2	1 – 3	Finalized dimensions (DBO)
April 2010	0.3	1 – 3	Recommended PCB thickness added. Small corrections in Figure 1. (DBO)
June 2010	0.4	1 – 3	Change of filter specifications. (DBO)
August 2010	1.0	1 – 3	Changed front picture, completed technical spec. and labeling (DBO)

## Important Notices

### Warning, Personal Injury

**Do not use this product as safety or emergency stop devices or in any other application where failure of the product could result in personal injury. Do not use this product for applications other than its intended and authorized use. Before installing, handling, using or servicing this product, please consult the data sheet and application notes. Failure to comply with these instructions could result in death or serious injury.**

If the Buyer shall purchase or use SENSIRION products for any unintended or unauthorized application, Buyer shall defend, indemnify and hold harmless SENSIRION and its officers, employees, subsidiaries, affiliates and distributors against all claims, costs, damages and expenses, and reasonable attorney fees arising out of, directly or indirectly, any claim of personal injury or death associated with such unintended or unauthorized use, even if SENSIRION shall be allegedly negligent with respect to the design or the manufacture of the product.

### Warranty

SENSIRION warrants solely to the original purchaser of this product for a period of 12 months (one year) from the date of delivery that this product shall be of the quality, material and workmanship defined in SENSIRION's published specifications of the product. Within such period, if proven to be defective, SENSIRION shall repair and/or replace this product, in SENSIRION's discretion, free of charge to the Buyer, provided that:

- notice in writing describing the defects shall be given to SENSIRION within fourteen (14) days after their appearance;
- such defects shall be found, to SENSIRION's reasonable satisfaction, to have arisen from SENSIRION's faulty design, material, or workmanship;
- the defective product shall be returned to SENSIRION's factory at the Buyer's expense; and

- the warranty period for any repaired or replaced product shall be limited to the unexpired portion of the original period.

This warranty does not apply to any equipment which has not been installed and used within the specifications recommended by SENSIRION for the intended and proper use of the equipment. EXCEPT FOR THE WARRANTIES EXPRESSLY SET FORTH HEREIN, SENSIRION MAKES NO WARRANTIES, EITHER EXPRESS OR IMPLIED, WITH RESPECT TO THE PRODUCT. ANY AND ALL WARRANTIES, INCLUDING WITHOUT LIMITATION, WARRANTIES OF MERCHANTABILITY OR FITNESS FOR A PARTICULAR PURPOSE, ARE EXPRESSLY EXCLUDED AND DECLINED.

SENSIRION is only liable for defects of this product arising under the conditions of operation provided for in the data sheet and proper use of the goods. SENSIRION explicitly disclaims all warranties, express or implied, for any period during which the goods are operated or stored not in accordance with the technical specifications.

SENSIRION does not assume any liability arising out of any application or use of any product or circuit and specifically disclaims any and all liability, including without limitation consequential or incidental damages. All operating parameters, including without limitation recommended parameters, must be validated for each customer's applications by customer's technical experts. Recommended parameters can and do vary in different applications.

SENSIRION reserves the right, without further notice, (i) to change the product specifications and/or the information in this document and (ii) to improve reliability, functions and design of this product.

Copyright© 2010, SENSIRION.  
 CMOSens® is a trademark of Sensirion  
 All rights reserved

## Headquarter and Sales Offices

### Headquarter

SENSIRION AG  
 Laubisruetistr. 50  
 CH-8712 Staefa ZH  
 Switzerland

Phone: +41 44 306 40 00  
 Fax: +41 44 306 40 30  
[info@sensirion.com](mailto:info@sensirion.com)  
<http://www.sensirion.com/>

### Sales Office USA:

SENSIRION Inc.  
 2801 Townsgate Rd., Suite 240  
 Westlake Village, CA 91361  
 USA

Phone: +1 805 409 4900  
 Fax: +1 805 435 0467  
[michael.karst@sensirion.com](mailto:michael.karst@sensirion.com)  
<http://www.sensirion.com/>

### Sales Office Japan:

SENSIRION JAPAN Co. Ltd.  
 Postal Code: 108-0074  
 Shinagawa Station Bldg. 7F,  
 4-23-5, Takanawa, Minato-ku  
 Tokyo, Japan

Phone: +81 3 3444 4940  
 Fax: +81 3 3444 4939  
[info@sensirion.co.jp](mailto:info@sensirion.co.jp)  
<http://www.sensirion.co.jp>

### Sales Office Korea:

SENSIRION KOREA Co. Ltd.  
 #1414, Anyang Construction Tower B/D,  
 1112-1, Bisan-dong, Anyang-city  
 Gyeonggi-Province  
 South Korea

Phone: +82 31 440 9925-27  
 Fax: +82 31 440 9927  
[info@sensirion.co.kr](mailto:info@sensirion.co.kr)  
<http://www.sensirion.co.kr>

### Sales Office China:

Sensirion China Co. Ltd.  
 Room 2411, Main Tower  
 Jin Zhong Huan Business Building,  
 Futian District, Shenzhen,  
 Postal Code 518048  
 PR China

phone: +86 755 8252 1501  
 fax: +86 755 8252 1580  
[info@sensirion.com.cn](mailto:info@sensirion.com.cn)  
[www.sensirion.com.cn](http://www.sensirion.com.cn)

Find your local representative at: <http://www.sensirion.com/rep>