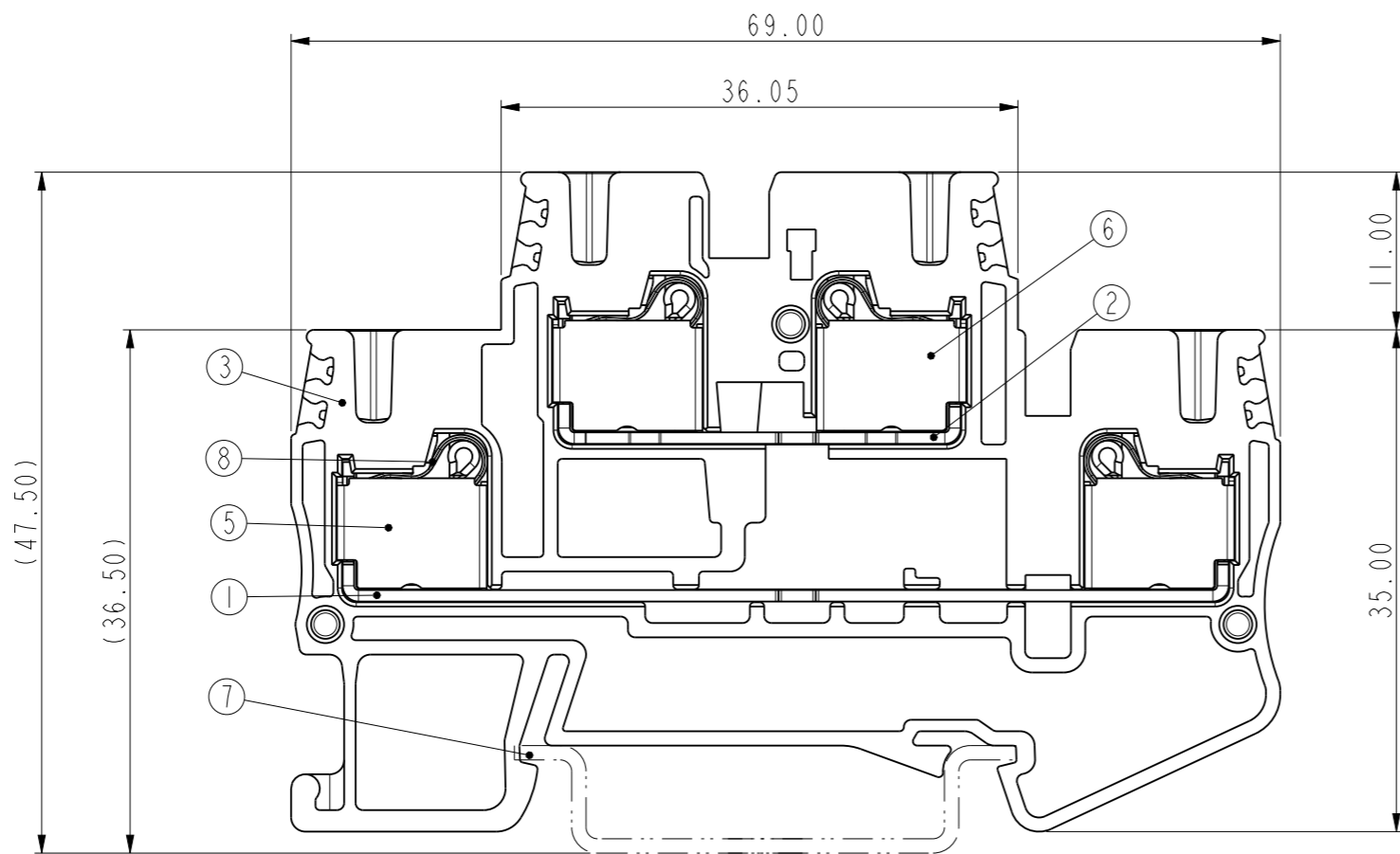
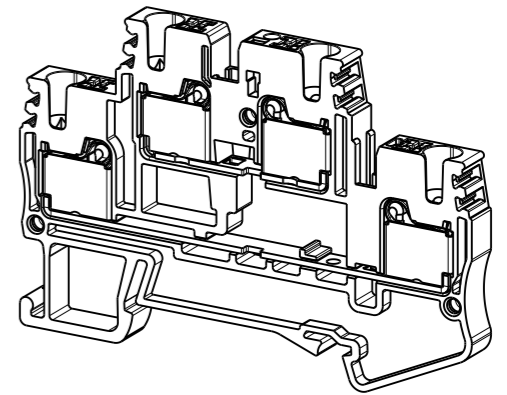
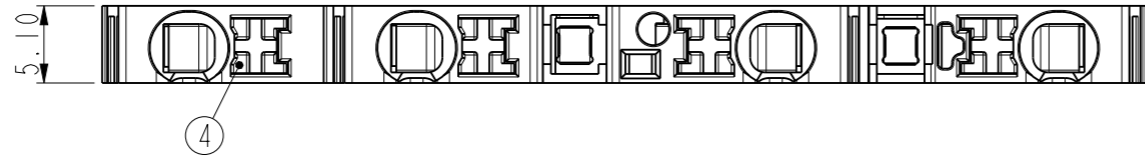


DINKLE has proprietary right to these drawings and specifications hereon, it shall not be reproduced or used as the basis for the manufacture of devices without permission. User should verify drawings are the most recent version.
Copyright © DINKLE Enterprise Co., Ltd. All Rights reserved.



8	Spring Clamp	STEEL	
7	RAIL	STEEL	SIMULATION PART
6	Metal Cover2	STAINLESS	
5	Metal Cover1	STAINLESS	
4	Lever	PA66	UL94-V0 ORANGE
3	HOUSING	PA66	UL94-V0 GREY
2	Current Bar2	COPPER ALLOY	Tin Plated
1	Current Bar1	COPPER ALLOY	Tin Plated
ITEM	NAME OF PART	MATERIAL	NOTES

DRW.	Summer.Li	DATE	2018-01-24	GENERAL TOLERANCE	
CHK.	Hang.Han	DATE	2018-01-24	SPECIFICATION FILE	SF-DPP2.5-001
APP.	Clark.Deng	DATE	2018-01-24	DRAWING TYPE	SP-03

NAME **DPP2.5**

	DINKLE ENTERPRISE CO., LTD.	UNITS	mm	THIRD ANGLE PROJECTION	
		SCALE	2:1	SHEET/OF	1/1

Total Pitch Tolerances		Normal dimension Tolerances	
0~30	±0.20	0~30	±0.25
over 30~53	±0.25	over 30~53	±0.30
over 53~70	±0.30	over 53~70	±0.35
over 70~90	±0.35	over 70~90	±0.44
over 90~115	±0.44	over 90~115	±0.55
over 115~150	±0.55	over 115~150	±0.70
over 150~200	±0.70	over 150~200	±0.85
over 200~250	±0.85	over 200~250	±1.00
over 250~320	±1.00	over 250~320	±1.20

VI	2				
REV.		CONTENT	DRW.	DATE	

DPP2.5

 规格书编号/Specification File No.: **SF-DPP2.5 -001**

版本/Version: A2

一般資訊 / General Information

产品长叙述/Long description	Bi-level Feed-Through Terminal Block ,Push-in Design, UL 600V 20A, IEC 500V 22A
产品类型/Category	Bi-level Feed-Through Terminal Block
产品颜色/Color	Refer to drawing
产品长度/Length (mm)	69
产品宽度/Width (mm)	5.1
产品高度/Height (mm) (带TS-35型轨道)	47.5
产品点数/Number of poles	≥1P
产品层数/Layer of product	2
连接点数/Connection points	4

材料信息/ Material Information

绝缘材料/Insulating material	PA66
绝缘材料组别 /Insulating material group	I
阻燃等级,符合 UL94 / UL94 Flammability rating	V0
绝缘阻抗/Insulation resistance	≥500MΩ at DC 500v
导体材料/Contact material	COPPER ALLOY
导体表面镀层/Contact surface	Tin Plated

IEC数据 / IEC Data

额定电压 / Rated Voltage (V)	500
额定电流 / Rated Current (A)	22
额定电压 (III/3) / Rated Voltage (III/3) (V)	500
额定冲击电压(III/3) / Rated Impulse Voltage (III/3)(Kv)	6
最大硬质导线横截面积 / Conductor cross section solid. max (mm ²)	4
最小硬质导线横截面积 / Conductor cross section solid. min (mm ²)	0.14
最大柔性导线横截面积/ Conductor cross section stranded. max (mm ²)	2.5
最小柔性导线横截面积/ Conductor cross section stranded. min (mm ²)	0.14
柔性导线横截面积·最大的管状裸端子 / Conductor cross section flexible, with max ferrule without insulation (mm ²)	2.5
柔性导线横截面积·最小的管状裸端子 / Conductor cross section flexible, with min ferrule without insulation (mm ²)	0.2

DPP2.5

 规格书编号/Specification File No.: **SF-DPP2.5 -001**

版本/Version: A2

柔性导线横截面积·最大的管状预绝缘端子 / Conductor cross section flexible, with max ferrule with insulation (mm ²)	2.5
柔性导线横截面积·最小的管状预绝缘端子 / Conductor cross section flexible, with min ferrule with insulation (mm ²)	0.2
具有相同截面积的二根柔性导线·最小双线管状预绝缘端子 / 2 conductors with same cross section flexible, min ferrule with insulation for double wire (mm ²)	0.5
具有相同截面积的二根柔性导线·最大双线管状预绝缘端子 / 2 conductors with same cross section flexible, max ferrule with insulation for double wire (mm ²)	0.5
螺丝刀规格/Screwdriver size	0.6X3.5mm
剥线长度 (mm) / Stripping Length	10
安装轨道/Mounting rail	TS-35
是否需要边盖/End cover plate required	YES
是否接地/PE connections	NO

UL数据 / UL Data

额定电压 (UL/CUL 标准组 B 组)/Rated Voltage (UL/CUL B Group) (V)	300
额定电流 (UL/CUL 标准组 B 组)/Rated Current (UL/CUL B Group) (A)	20
额定电压 (UL/CUL 标准组 C 组)/ Rated Voltage (UL/CUL C Group) (V)	300
额定电流 (UL/CUL 标准组 C 组)/Rated Current (UL/CUL C Group) (A)	20
AWG,符合 UL/CUL, Sol. max/Max solid wire connection AWG acc. to UL/CUL	12
AWG,符合 UL/CUL, Sol. min/Min. solid wire connection AWG acc. to UL/CUL	26
AWG,符合 UL/CUL, Str.max/Max. stranded wire connection AWG acc. to UL/CUL	12
AWG,符合 UL/CUL, Str.min/Min. stranded wire connection AWG acc. to UL/CUL	26

环境与安全/ Environmental and safety

手背防护(YES or NO) / Back of the hand protection	YES
手指防护(YES or NO) / Finger protection	YES
最高工作温度 / Max. operating temperature(°C)	120
最低工作温度 / Min. operating temperature(°C)	-40

配件/Accessories

终端隔板 / End Cover	DPP2.5C
横联组件 / Plug-In bridge	DSD01-2.5XXN
标识牌(侧边) / Marking Label	TM20
安装轨道 / Mounting rail	TS-35

DPP2.5

规格书编号/Specification File No.: **SF-DPP2.5 -001**

版本/Version: A2

产品认证/许可/ Approvals



UL Recognized

线径范围 B 组/Wire Range(AWG)	26~12
额定电压 B 组/Rated Voltage (V)	300
额定电流 B 组/Rated Current (A)	20
线径范围 C 组/Wire Range(AWG)	26~12
额定电压 C 组/Rated Voltage (V)	300
额定电流 C 组/Rated Current (A)	20

CUL Recognized

线径范围 B 组/Wire Range(AWG)	26~12
额定电压 B 组/Rated Voltage (V)	300
额定电流 B 组/Rated Current (A)	20
线径范围 C 组/Wire Range(AWG)	26~12
额定电压 C 组/Rated Voltage (V)	300
额定电流 C 组/Rated Current (A)	20