

DB101 THRU DB107

Features

- Lead Free Finish/Rohs Compliant (Note1) ("P" Suffix designates Compliant. See ordering information)
- 4-PIN DIP Package
- Glass Passivated Diode Construction
- UL Recognized File # E165989
- High Surge Current Capability
- Epoxy meets UL 94 V-0 flammability rating
- Moisture Sensitivity Level 1
- Halogen free available upon request by adding suffix "-HF"

Maximum Ratings

- Operating Junction Temperature: -55°C to +150°C
- Storage Temperature: -55°C to +150°C
- Thermal Resistance : Rthja: 40C/W; RthJL: 15C/W.

MCC Catalog Number	Device Marking	Maximum Recurrent Peak Reverse Voltage	Maximum RMS Voltage	Maximum DC Blocking Voltage
DB101	DB101	50V	35V	50V
DB102	DB102	100V	70V	100V
DB103	DB103	200V	140V	200V
DB104	DB104	400V	280V	400V
DB105	DB105	600V	420V	600V
DB106	DB106	800V	560V	800V
DB107	DB107	1000V	700V	1000V

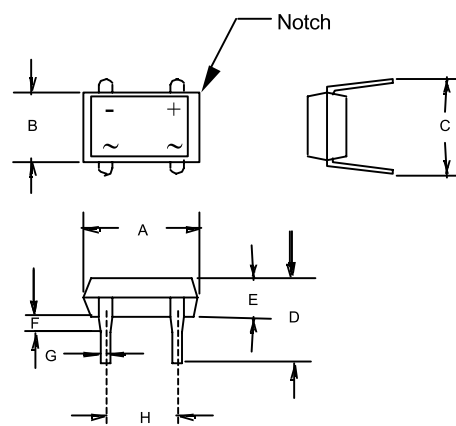
Electrical Characteristics @ 25°C Unless Otherwise Specified

Average Forward Current	$I_{F(AV)}$	1 A	$T_A = 40^\circ\text{C}$
Peak Forward Surge Current	I_{FSM}	30A	8.3ms, half sine
Maximum Instantaneous Forward Voltage	V_F	1.1V	$I_{FM} = 1.0\text{A};$ $T_J = 25^\circ\text{C}$
Maximum DC Reverse Current At Rated DC Blocking Voltage	I_R	10μA 0.5mA	$T_J = 25^\circ\text{C}$ $T_J = 125^\circ\text{C}$
Typical Junction Capacitance	C_J	25pF	Measured at 1.0MHz, $V_R=4.0\text{V}$

Notes:1.High Temperature Solder Exemption Applied, see EU Directive Annex 7.

1 Amp Single Phase Glass Passivated Bridge Rectifier 50 to 1000 Volts

DB-1



DIM	INCHES		MM		NOTE
	MIN	MAX	MIN	MAX	
A	.316	.335	8.05	8.51	
B	.245	.255	6.20	6.50	
C	.300	.350	7.60	8.90	
D	.236	.299	6.01	7.60	
E	.102	.130	2.60	3.30	
F	.060		1.50		Typ
G	.016	.022	.41	.56	Typ
H	.195	.205	5.00	5.20	

DB101 thru DB107

Figure 1
Typical Forward Characteristics

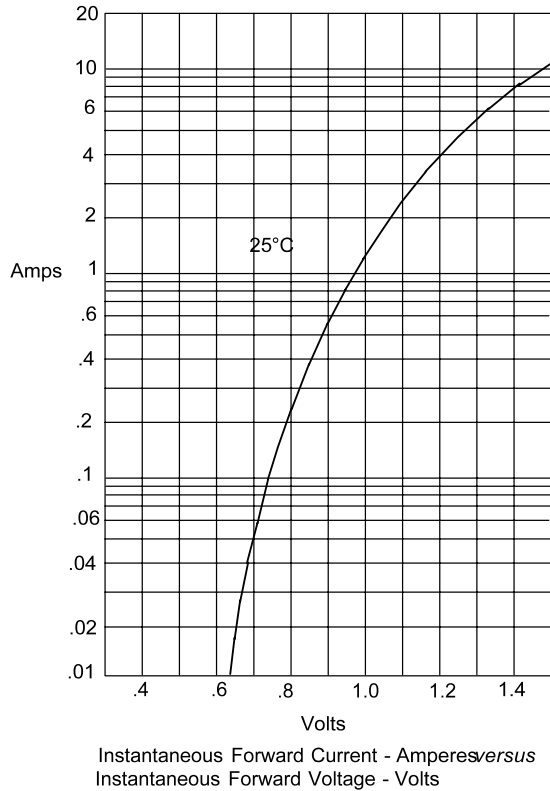


Figure 2
Typical Reverse Characteristics

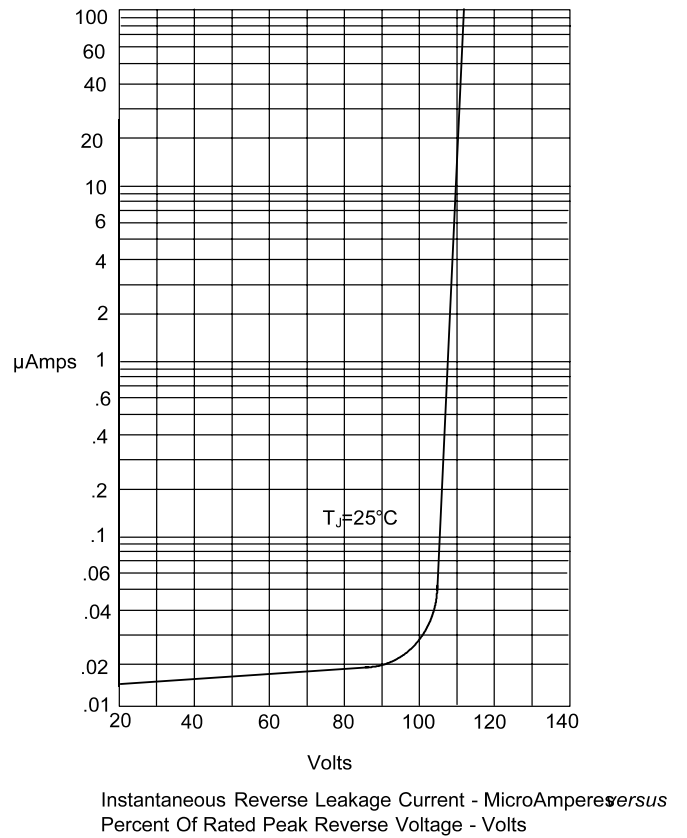


Figure 3
Forward Derating Curve

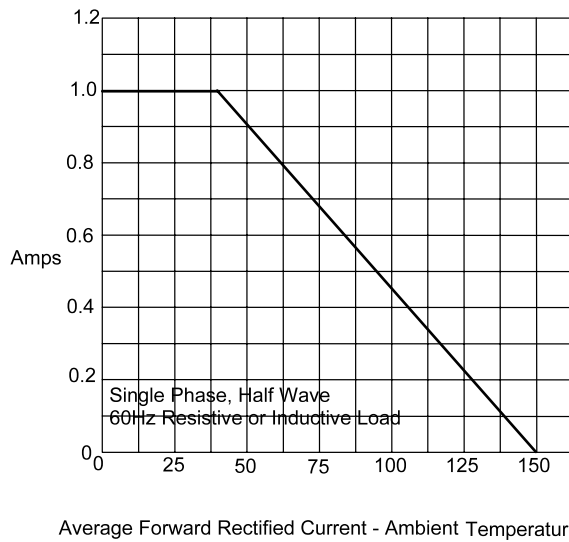
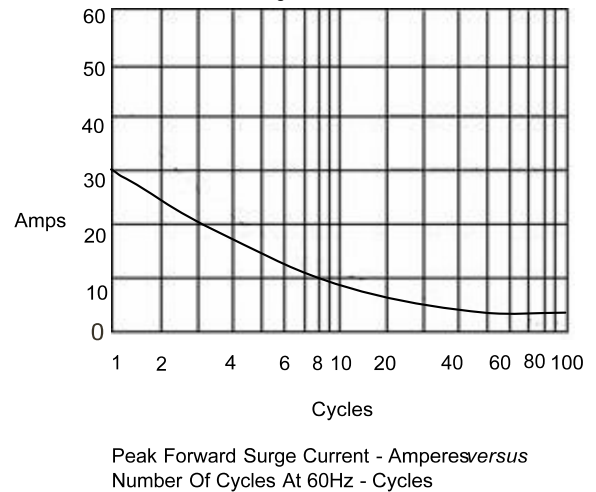


Figure 4
Peak Forward Surge Current



Ordering Information :

Device	Packing
Part Number-BP	Bulk: 2.5Kpcs/Box

Note : Adding "-HF" suffix for halogen free, eg. Part Number-BP-HF

IMPORTANT NOTICE

Micro Commercial Components Corp. reserves the right to make changes without further notice to any product herein to make corrections, modifications , enhancements , improvements , or other changes . **Micro Commercial Components Corp .** does not assume any liability arising out of the application or use of any product described herein; neither does it convey any license under its patent rights ,nor the rights of others . The user of products in such applications shall assume all risks of such use and will agree to hold **Micro Commercial Components Corp .** and all the companies whose products are represented on our website, harmless against all damages.

LIFE SUPPORT

MCC's products are not authorized for use as critical components in life support devices or systems without the express written approval of Micro Commercial Components Corporation.

CUSTOMER AWARENESS

Counterfeiting of semiconductor parts is a growing problem in the industry. Micro Commercial Components (MCC) is taking strong measures to protect ourselves and our customers from the proliferation of counterfeit parts. MCC strongly encourages customers to purchase MCC parts either directly from MCC or from Authorized MCC Distributors who are listed by country on our web page cited below. Products customers buy either from MCC directly or from Authorized MCC Distributors are genuine parts, have full traceability, meet MCC's quality standards for handling and storage. **MCC will not provide any warranty coverage or other assistance for parts bought from Unauthorized Sources.** MCC is committed to combat this global problem and encourage our customers to do their part in stopping this practice by buying direct or from authorized distributors.