Kingbright® **PHOTOTRANSISTORS**

L-932



L-53



Part No.	Emitting Colour + Material	Wave-length (nm)	Lens Type	Angle of half sensivity	Dimensions Fig.-No.	Dimension
L-932P3C	Silicon	940	water clear	30°	7	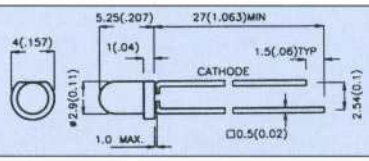
L-932P3BT	Silicon	940	blue-transparent	30°	7	
L-53P3C	Silicon	940	water clear	30°	11	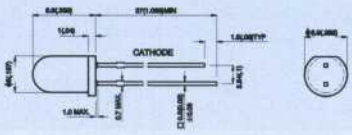
L-53P3BT	Silicon	940	blue-transparent	30°	11	

Electrical and radiant characteristics (*T=25°C*)

Symbol	Parameter	min	typ	max	Unit	Test Condition	
$V_{BR\ CEO}$	Collector-to-Emitter Breakdown Voltage	30			V	I_C=100 µA	I_B=0
$V_{BR\ ECO}$	Emitter-to-Collector Breakdown Voltage	5			V	I_E=100 µA	I_B=0
V_{CE} (SAT)	Collector-to-Emitter Saturation Voltage			0,8	V	I_C=0,1 mA	H=2,5 mW/cm^2
I_D	Dark Current			100	nA	V_{CE}=10 V	H=0 mW/cm^2
T_R	Rise Time (10% to 90%)		3		µs	V_{CE}=5 V	I_C=1 mA
T_F	Fall Time (10% to 90%)		3		µs	R_L=100 ohms	
	On State Collector Current	1		2	mA	V_{CE}=5 V	
		2		4	mA	$I_{(ON)}$	
		4		8	mA	E_0=1 mW/cm^2	
		8			mA	λ=940 nm	

Absolute maximum ratings (*T=25°C*)	Unit
Collector-to-Emitter Breakdown Voltage $V_{BR\ CEO}$	30V
Emitter-to-Collector Breakdown Voltage	5V
Operating Teperature Range	-40°C +85°C
Lead Soldering Temperature (1,6 mm from body for 5 sec .)	260 °C
Power Dissipation at (or below) 25°C Free Air Temperature	100 mW
Storage Temperature Range	-40°C +85°C